



THE ARROW

SUFFOLK ARCHERS AND BOWHUNTERS NEWS LETTER



Volume 2 Issue 4

Editors Jill Goeckner & Josh Pierno

AUGUST 2013

Letter from the President

I am pleased to report that the dealings with the water company have finally been concluded. The deal was signed off on. We were paid 60k. The pipe has been installed. We also gained a fire hydrant and water access on the north east corner of the property. Unfortunately there was a fair amount of damage to the trails and shooting stations in the process of installing the pipe. We will need to do some work to repair the damage. All in all this is far better than having to go through a condemnation proceeding which could have dramatically changed the property rights of the club.

Work has been completed on the floor in the lodge. As soon as that was finished, Joe Lupo and his work crew got started on the next project which was some cosmetic work to the inside of the lodge. These and some other ideas that we are discussing will give a needed pick me up to the inside of the lodge which has gotten a bit messy looking.

Attendance has been down this year at all of our events. This is surprising considering the large number of members that we have. If you are someone who does not participate in club events because of something that we can change, please let us know. We may be able to make some changes that will make the events more appealing to more people.

We are at a wonderful place right now. We have the resources and the manpower to get things done. There should not be one thing on our property that we are not proud of. The Board is currently discussing several other improvements to be done this year. I know that there are many of you who also have hopes and dreams for this club. Please bring those ideas to me. I need your help to see the possibilities.

That being said... Enjoy the club, enjoy the summer, Be Safe.

~Jim

Range Committee Report

There have been many changes and improvements going on at your club this summer. New bow racks have been installed on the north practice range. These racks were built into the new frames that hold the fixtures that light up the shooting line. These frames also support the new Sun Sails that provide much needed shade over the shooting line. As the name implies, these Sun Sails provide welcome shade for shooters on a hot sunny day but they do not protect us from the rain. If you should be at the club and it starts to rain you can step under the new 10'x20' canopy located at the rear of the gathering area.

At the time of this writing, new trash receptacles that will complement our new park benches are on order and will be delivered and deployed soon. Several changes and improvements have been made to our lodge as well. The floors have been leveled and sanded smooth and the unsightly stains have been removed as well. We will be adding a coat of walnut stain and a protective finish that is suitable for both indoor and outdoor use. The famous orange/pumpkin/horrible paneling has been removed and replaced with the same log siding that is on the building's exterior. It has been stained with a transparent cedar stain that allows the natural beauty and knots of the wood to show through. The new siding and floor complement each other nicely creating a very rustic look to our lodge.

REMINDER: THE NEXT GENERAL MEMBERSHIP MEETING IS ON AUGUST 21st, SA LODGE 8pm
August 11 Field Shoot Club Championship - August 18th Work Day - August 25th Hunter Shoot - Sept 8th Silver Arrow

Knock a Block (KAB) Tournament

The KAB was held on July 14. The primary complaint was that it was too hot to shoot five or six rounds. For that reason, we are considering moving the date to the spring. We are also considering making this a money shoot. In addition, we are giving consideration to adding a women's division and a child's division.

I would appreciate any suggestions, either pro or con. The first round this year was changed to a paper shoot to facilitate a fair arrangement of the shooters for the head to head competition. We would like any comments about that change as well.

The results of the competition are as follows:

Traditional:

First place:	Robert Chambers
Second place:	Josh Pierno
Third place:	Dennis Damiano

Compound:

First place:	Charlie Williams
Second place:	Wai Ng
Third place:	Paul Carragio

Congratulations to all the participants and especially to the winners!

— *Wayne Sprague, KAB chair*
Cardone15@aol.com



August Work Day

Our next scheduled work day is on Sunday August 18. As usual, the festivities begin at 8:00 AM with coffee and bagels. Work will start at 9:00 AM. Please bring your work gloves. A surprise lunch will be served. I urge everyone who still owes work credits, and especially all new members to attend this fun and service filled day.



The South Huntington Water District has finally installed the water main pipe that now runs across our property from target number 4 over to Dalton Court. I am very happy to report that we lost no large trees and none of our targets or shooting positions have been seriously compromised. That being said, there is a large swath across our property right now but that will grow in by next year and we won't even know that the pipe is there at all. We have a new fire hydrant installed on our road on the south side about 140' west of our lodge. Hopefully this hydrant will never have to be used. There is a new water spigot installed for our use at shooting point number eight.

Last, but by no means least, I am happy to announce that Pete Donath has joined the Range Committee as our new co-captain. Many of you know Pete as the guy who worked tirelessly to split all of our firewood after hurricane Sandy. I welcome him and look forward to working with him to keep our club in tip-top shape.

—*Joe Lupo & Pete Donath*
Range Captains

LI Traditional Results

70 shooters

Recurve Division

1st – Ray Inglesias - 88
 2nd – Tom Veljacic - 82
 3rd – Ron Iocca - 79

Long Bow Division

1st – Artie Lipinski - 81
 2nd – Steve Jacobs - 70
 3rd – John Hargreaves - 64

Hunters Lair

Your Bow Hunting Committee has scheduled the **BOW HUNTING**

RENDEZVOUS

on **September 8, 2013**. It will be in conjunction with the **SILVER ARROW SHOOT**. Anyone interested in helping with this event please contact **Ernine Oliverio** at 631 889-4195.

The rendezvous is all about what you should know about bow hunting before you go out into the woods. The BHC has over 100 years' experience to share with all our new bow hunters. We will cover a lot of information about our sport that we love so much. Some of the topics will be BLOOD TRAILING, SHOT PLACEMENT, SCENT AND SCENT CONTROL, CALLING AND RATTLING, TREE STAND SAFETY, SCOUTING, AND WHAT TO LOOK FOR. In the past this event was a great event for all our new and not so new bow hunters. Come on out; you might learn something!

We are still in the middle of a hot summer, but this is the time to look to the fall, which means hunting season. It's never too early to start getting prepared. This time of the year is when we all should start to get ready. Get to your pro shops and see what is new for the coming season, get your bow tuned-up, check your gear to see if any of it has to be replaced, and get out and scout your hunting areas. If you hunt LI, make sure you use some type of protection to prevent tick bites. The range is full of 3D targets to get your practice in. **HOPE TO SEE YOU ALL ON SEPT 8!))—>Your BHC**



Hunter's Pot

GRILLED HEARTS OF ROMAINE WITH BLUE CHEESE DRESSING

Start to finish: 10 minutes Servings: 4



- ◆ 1/4 cup mayonnaise
 - ◆ 2 tablespoons sour cream
 - ◆ 2 ounces crumbled blue cheese (more or less to taste)
 - ◆ 1 teaspoon lemon juice
 - ◆ 1/2 tablespoon grated shallot
 - ◆ 1 clove garlic, grated
 - ◆ Kosher salt and ground black pepper
 - ◆ 2 hearts of romaine lettuce, halved lengthwise
 - ◆ Olive oil
 - ◆ 4 slices apple wood smoked bacon, diced and cooked until crisp
1. To make the dressing, in a medium bowl combine the mayonnaise, sour cream, blue cheese, lemon juice, shallot and garlic. Mix well, then season lightly with salt and pepper. Cover and refrigerate for at least 3 hours to allow the flavors to develop. The dressing keeps for up to 2 weeks in the refrigerator.
 2. When ready to prepare the salads, heat the grill to medium-low. Lightly brush all 4 romaine halves on all sides with olive oil. Season with a bit of salt and pepper. Using a pair of tongs, place the lettuce directly on the cooking grates cut side down. Cook for 2 to 3 minutes. Do not grill longer; the lettuce should be slightly raw and crunchy at the center. Remove to a clean platter and let rest for 5 minutes.
 3. Place each half on a serving plate, then drizzle with blue cheese dressing and top with the diced bacon. Serve immediately.

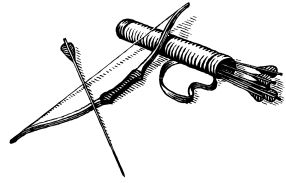
2013 SA Game Dinner

Hosted by Suffolk Archers Deer Management Committee (SADMC)

This year's game dinner will follow a different format from prior years. It will be held at our lodge on **Sat Sept 21st at 4:30** and is open to Suffolk Archers members and their spouses at no cost, although a donation would be appreciated to help our SADMC team continue their efforts of helping LI farmers minimize their crop losses to deer. Each couple attending will be asked to bring a chafing dish of food to add to the buffet style dinner. It can be a protein, vegetable, side dish, or dessert. It will be a fun night of getting to know other members, enjoying some home cooked food and a chance to win a 50/50 raffle. *Our SADMC chairman **Andy D'Angelis** will be coordinating the event. Please contact him at admatrix01@aol.com or cell 631-521-1471 with number of attendees & dishes.*



Tackle Tips



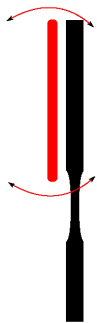
I think when most archers hear the term "3rd axis" they say to themselves things like;

"I don't need that, I am not a target shooter", "when I am hunting I am not shooting further than ..." or probably the most common "what the \$@%# is 3rd axis!".

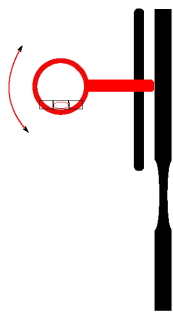
I will explain what 3rd axis is and why it is something you should look into, especially for bowhunters hunting from an elevated stand. You can have both 1st and 2nd axis adjusted correctly and shoot very accurately on flat ground, but once you start shooting on inclines either uphill or downhill as in the case with shooting from a tree stand your shots may hit left or right. This is where your 3rd axis comes into play. As you angle your bow up or down the bubble on your sight is reading 2 different axis and may give you a false indication of your bow being truly vertical or not, in turn causing you to cant your bow to the left or right which would result in left or right misses.

Before we get into what is 3rd axis, let's review 1st and 2nd axis first. Because not every sight on the market has provisions for any or all of these adjustments, you should check the documentation that came with your particular sight.

1st and 2nd axis are both from the perspective of the archer holding his/her bow. 1st axis is the relation of the vertical bar of the sight to the riser. For most fixed pin sights 1st axis is not adjustable. 2nd axis is bubble level's relation to the riser. The 2nd axis should be adjusted so the bubble reads level when the riser is perfectly plumb (straight up and down).



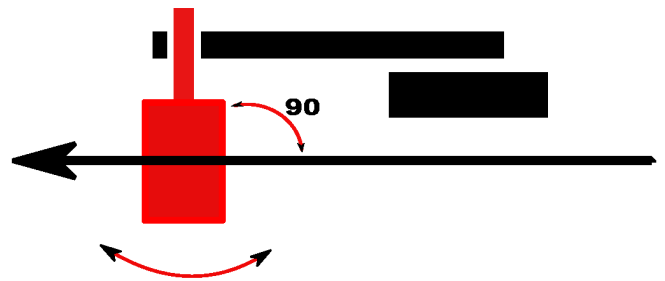
1st AXIS



2nd AXIS

3rd axis is taken from a different perspective which is why I think most archers do not

understand the concept. Instead of from the archers perspective as all of us are familiar with, 3rd axis is from looking down from above. 3rd axis is the relationship between the "face" of the pin housing or scope and the arrow, this should be perpendicular or 90°. This should be checked when the bow is at brace or relaxed and then again at full draw. You should be careful checking 3rd axis at full draw as this can be a bit awkward. To make the job easier, there are specialty tools made just for 3rd axis leveling from companies like SureLoc and Hamskea Archery.



3rd AXIS

Looking from above bow at full draw

Professional archer Tim Gillingham has an excellent video tutorial on sight leveling at <http://www.hamskeearchery.com/tutorials/video-tutorials.html>

Now is a great time to practice some angled shots. If you notice that your arrows are consistently hitting to one side shooting downhill and then consistently hitting the other side shooting uphill then it is a good chance your 3rd axis is off. Don't let your misadjusted 3rd axis be the reason a trophy buck got away.

— **FLETCH**



Our Field Archery season is drawing down to an exciting finish. We began the 2013 competitions on April 28th. This year we will have had ten Field Tournaments including the Club Championships. Our next shoot will take place on August 4th. The Club Championship will be our last shoot on August 11th. Please keep in mind that you only have to complete two shoots plus the Club Championship shoot to qualify for a Field Archery Award. Good Luck and Good Shooting — **Field Committee.**



Do you need your Bow Hunting License?

Suffolk Archers will be hosting the DEC Bow Hunter Safety Course on September 7th which is needed in order to purchase your bow season license.

The class will be held in our lodge and will start promptly at 8:00am and go till 5:00pm. This course is offered at no charge, but will be limited to the first 35 people who register.

Please email Josh at grnknight94@yahoo.com with any questions or to register for the class.



NOTICE TO MEMBERS:

This space is always available for FREE to those members who wish to swap, trade, or sell their archery equipment and/or provide notice of upcoming hunts. However, Suffolk Archers does not specifically endorse the products or hunting opportunities listed here.

Thank you, Ralph & Dustin from C & B for lending the equipment needed for the Boy Scouts!

**Hardcore Hunter?
Avid Hunter?
Occasional Hunter?
However You Hunt!**

Make Sure Your Bow Is Tuned & Ready for the Season.

C&B Archery
11 Commercial Street
Hicksville, NY 11801
(516) 933-2697

Sharpen Your Skills on Our 28 Lane Range
Come in today and test the New 2013 Mathews Creed or the Hoyt Spyder 30 Hunting Licenses Available

Bring this ad and get \$10 off your bow tuning.

The Mako Group (www.themakogroup.com) is growing and looking to recruit the following:

- ◆ Firearms Technical Support
- ◆ Experienced Warehouse Manager
- ◆ Office Administrator.

If you are interested please contact Shay Granov at 646.552.5522.

New at Smith Point Archery

Long Islands only **Prime bow dealer!** Smith Point Archery is proud to be the newest Prime dealer. These bows are built extremely tough by G5, and are the only bows on the market that split the bowstring on the cam for perfect cam balance. See more at <http://www.g5prime.com>

Bowhunter Safety Classes

We are hosting Bowhunter Safety Classes on the following Sundays from 9-5pm. They are one day classes and you must pre-register in person. Spots are limited.

August 18th 9-5pm

August 25th 9-5pm

More dates coming in September

Pre-season Bow Sale

Smith Point Archery is proud to offer a **LIFETIME SERVICE GUARANTEE** on all new bow sales, along with free setup, fitting, 1yr shooting, and a lesson. With all those benefits and the Suffolk Archers discount, why go anywhere else!

Need a new bow? In addition to the already discounted bow prices that Suffolk Archers members receive, we are offering this incredible deal on a new package bow. Martin Bengal Fury XT, fully set up bow package, 1 year free shooting, and the lifetime service guarantee all for only \$489.99. The bare bow alone usually sells for \$499!! **SAVE \$130** Available in sizes from 35 LBS up to 70.

Smith Point Archery offers a wide variety of **Leagues** and **Group Classes** to help get new shooters into the sport. We also host **Kids Parties**. Let us help get your friends into archery!

Smith Point Sports
215 East Main St., Patchogue, NY 11772
1-631-289-3399, www.smithpointarchery.com

The Arrow

PO Box 8087

Hicksville, NY 11802-8087



Don't miss our next
GENERAL
MEMBERSHIP MEETING
SUFFOLK ARCHERS LODGE
AUGUST 21st, 2013